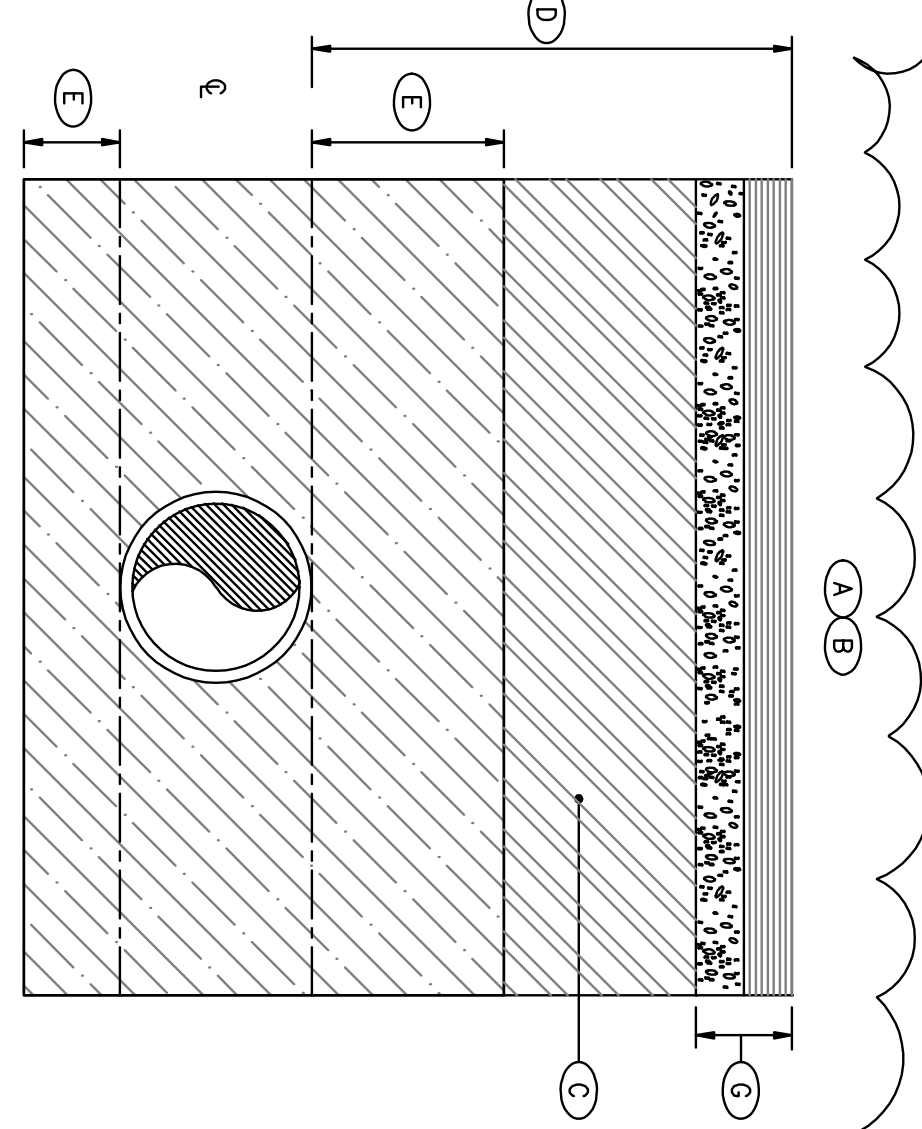
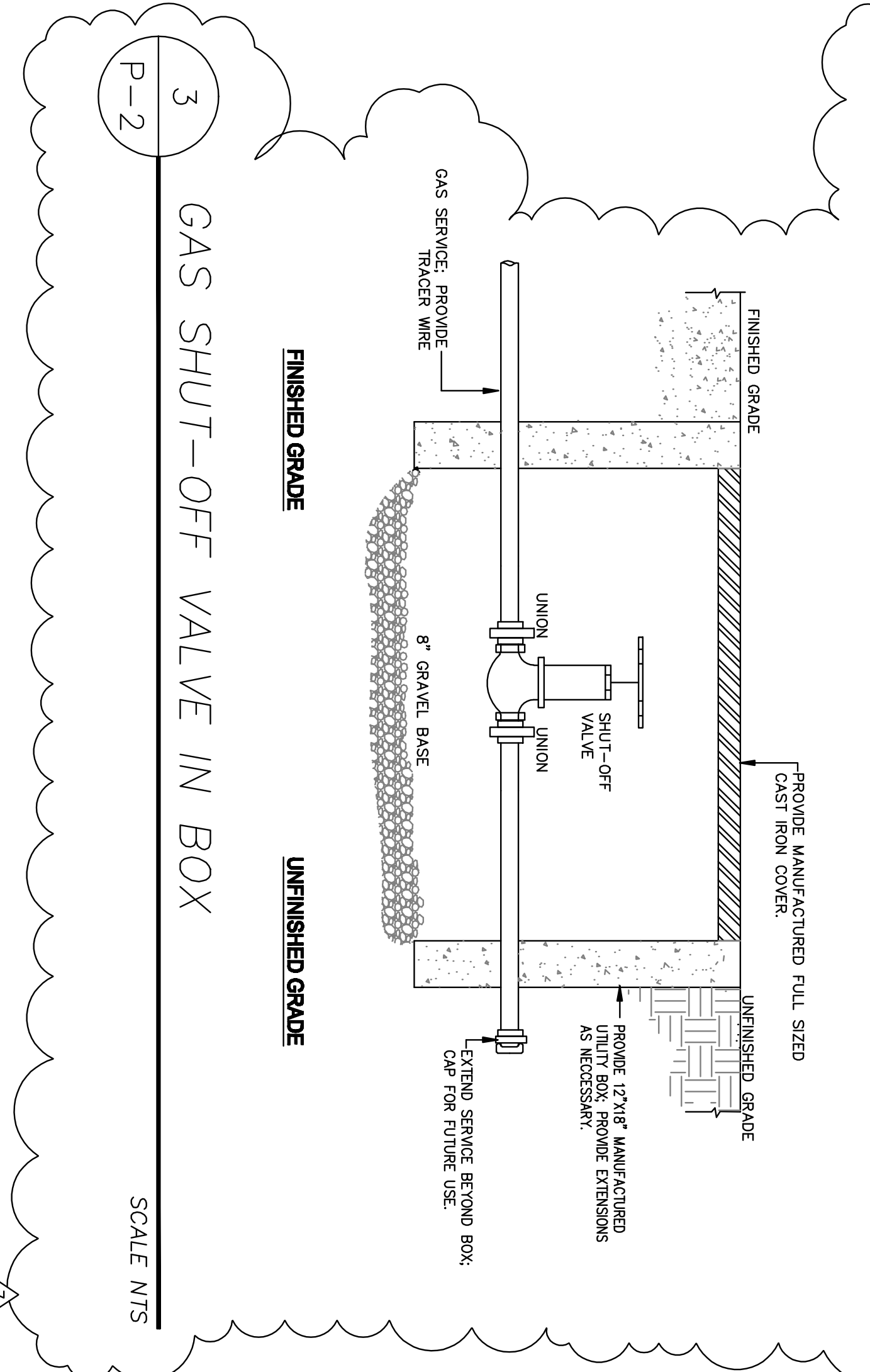


FROM ASSOCIATES, JERRY C. RODIN, ARCHITECT, A.I.A., EMPRESSY RESERVE THEIR COMMON LAW COPYRIGHT AND OTHER PROPERTY RIGHTS IN THESE PLANS. THESE PLANS ARE NOT TO BE REPRODUCED, CHANGED, OR COMED IN ANY FORM OR MANNER WHATSOEVER, NOR ARE THEY TO BE ASSIGNED TO A THIRD PARTY WITHOUT FIRST OBTAINING THE WRITTEN PERMISSION AND CONSENT OF RODIN ASSOCIATES, JERRY C. RODIN, ARCHITECT, A.I.A. SHOULD UNAUTHORIZED REUSE BY A THIRD PARTY OCCUR, RODIN ASSOCIATES, JERRY C. RODIN, ARCHITECT, A.I.A. SHALL BE HELD HARMLESS.

- NOTE:**
- (A) REFER TO DETAIL 1 PLUMBING SITE PLAN FOR ALL SIZES OF PIPES, AND SURFACE REPAIR NOTES. PIPING DEPTHS SHALL BE ESTABLISHED BY THE CONTRACTOR AND SHALL MATCH EXISTING PLAN AND PROFILES DEVELOPED TO REFLECT EXISTING CONDITIONS.
  - (B) FOR TRENCHES GREATER THAN 5' DEEP FROM GROUND SURFACE TO THE BOTTOM APPROXIMATE SLOPE SHALL BE 1:4. APPROXIMATE SLOPE SHALL BE 1:4 FROM AT A MAXIMUM SLOPE BEGINNING AT 5' ABOVE THE BOTTOM OF TRENCH TO GROUND SURFACE.
  - (C) MINIMUM 18" COMPACTED BACKFILL. BACKFILL SHALL BE 3/4" SAND AND 90% COMPACTION OTHERWISE.
  - (D) PROVIDE MINIMUM COVER AS REQUIRED BY MANUFACTURER.
  - (E) PROVIDE SAND TIL WITH 8" MINIMUM BENDING AND COVER AS REQUIRED BY MANUFACTURER.
  - (F) NOT USED.
  - (G) REPAIRS COVER WITH ASPHALT CONCRETE OR FERTILIZER COVER AS REQUIRED TO MATCH EXISTING.

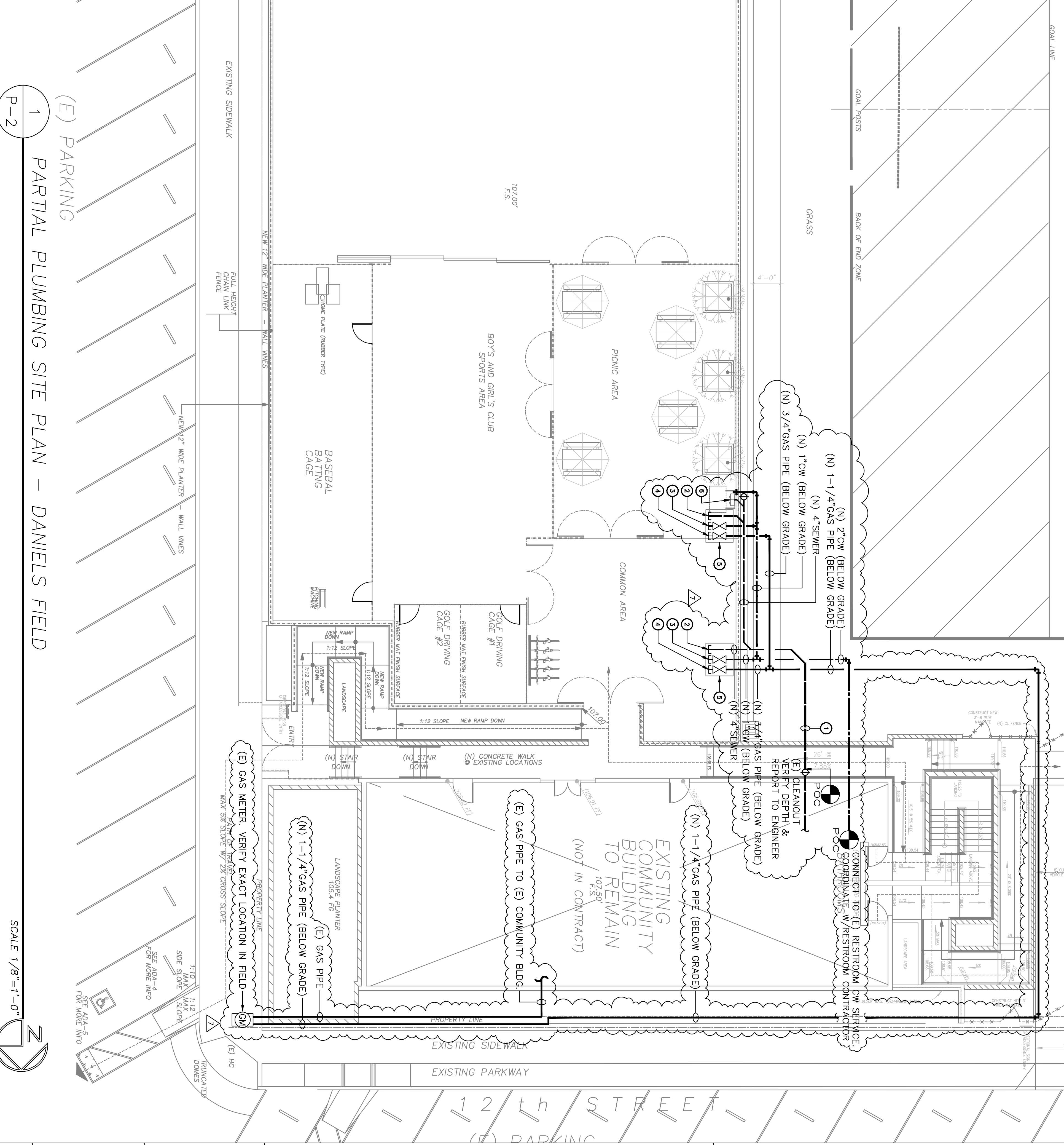


**2 UNDERGROUND DISTRIBUTION PIPING SECTION**  
SCALE NTS



**3 GAS SHUT-OFF VALVE IN BOX**  
SCALE NTS

- PLUMBING SITE PLAN: KEY NOTES**
- 1 (N) 4" WASTE: CONNECT TO EXISTING; CONTRACTOR SHALL BE RESPONSIBLE FOR SCOPING EXIST' SEWER TO LOCATE POINT OF CONNECTION. CONTRACTOR SHALL BE RESPONSIBLE FOR ALL CUTTING AND PATCHING; PATCHING SHALL MATCH EXISTING FINISHES AS CLOSELY AS POSSIBLE.
  - 2 (N) 4" SEWER STUB OUT FOR FUTURE CONNECTION
  - 3 (N) 1" CW STUB OUT FOR FUTURE CONNECTION
  - 4 (N) 3/4" GAS STUB OUT FOR FUTURE CONNECTION
  - 5 SEE 3 FOR SOV BOX DETAIL
  - 6 H.C. WATER FOUNTAIN: DOUBLE HIGH-LOW



**1 PARTIAL PLUMBING SITE PLAN - DANIELS FIELD**  
SCALE 1/8"=1'-0"


REVISIONS				REVISIONS			
NO.	DATE	ITEM	BY	NO.	DATE	ITEM	BY
11-22-04		LAST DISTRIBUTION CITY LARAP REVIEW	JCR	06-30-06		PARK REVISIONS	JCR
4-02-06		REVISIONS TO PARKS	JCR	2-9-08		PARK REVISIONS	JCR
5-02-06		RD & PLAN CHECK	JCR	04-11-13		REVISION	JCR
09-20-06		REC. & PARKS REVISION	JCR				JCR

**Rodin Associates**  
Jerry C. Rodin, Architect, A.I.A.

29000 S. WESTERN AVENUE, SUITE 408  
RANCHO PALOS VERDES, CA 90275  
OFFICE: (310) 832-3135  
FAX: (310) 832-0333  
E-MAIL: jrodin@sbcbglobal.net

DANIELS FIELD SKATE PARK & SPORTS CENTER DESIGN FOR:  
THE CITY OF LOS ANGELES DEPARTMENT  
OF RECREATION AND PARKS  
BOYS & GIRLS CLUB OF SAN PEDRO  
MIKE LANSING, EXECUTIVE DIRECTOR  
1200 S. CABRILLO AVENUE SAN PEDRO, CA 90731  
(310) 833-0807 OFFICE (310) 833-4253 FAX  
SITE: 845 W. 12th STREET, SAN PEDRO, CA 90731

PLUMBING  
SITE PLAN



P-2  
12/21/2011  
RA-2002-005